

Junior Cycle 'Music' at Coola PPS

The Junior Cycle Music course is designed to enable all students, to acquire musical skills suited to their age, varying abilities and musical experiences. To this end, music has been defined here in terms of musicality as expressed through a broad set of media and genres.



Junior Cycle Music focuses on giving students the opportunity to develop their musical knowledge, skills and cultural awareness through the practical and cognitive engagement with music.

This can be achieved through the three interconnected strands:

**Procedural knowledge,
Innovate and ideate,
and Culture and context.**

The students in Coola will develop their musical skills through:

- Listening to a variety of styles and genres of music and analysing the key elements of each piece
- Learning to play a new instrument- In Coola we teach the Recorder and the Ukulele. This not only develops their performing skills but also helps them to understand Key Signatures, major and minor chords, chord progressions etc.
- Working in groups to develop their performance skills through School Concerts, mMusicals and class performance activities.
- Composing in a variety of different styles from classical through to Modern Graphic Scoring.
- Using Music Technology to input their Compositions. The students can experiment with the sound of different instruments, add harmony and body percussion and listen back to their full composition and make necessary changes.

BELOW IS AN EXAMPLE OF A 2ND YEAR SHORT MUSIC COMPOSITION USING TRIADS AND BODY PERCUSSION

Triadic Melody with Ostinato



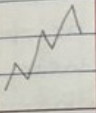
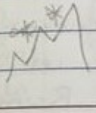

The musical score is titled "Triadic Melody with Ostinato" and is marked "Andante". It is written in 4/4 time. The piano part consists of a melody in the right hand and triads in the left hand. The dynamics are marked as *mp* (mezzo-piano), *cresc.* (crescendo), *f* (forte), and *ff* (fortissimo). The body percussion part includes four staves: Finger Snap, Hand Clap, Slap, and Stamp. The Finger Snap and Hand Clap parts have a rhythmic pattern of eighth notes, while the Slap and Stamp parts have a pattern of quarter notes.





[Click here for the Junior Cycle Music Information leaflet](#)

Practical Examination

The class undertake a Practical in the 3rd Year of the Junior Cycle. This entails playing or singing 3 pieces based on learning the instrument for 3 years. They can play any instrument of their choice and in any style of music. This is worth 30% of their overall Music Junior Cycle Examination.

BELOW ARE EXAMPLES OF STUDENT'S WORK PREPARING TO CREATE A GRAPHIC SCORE WHICH INVOLVES USING SYMBOLS AND PICTURES INSTEAD OF NOTES ON A STAVE TO CREATE A MUSICAL COMPOSITION.

Your choice of symbols					
Instructions to players	Soft notes being played in an ascending movement	A long sustained note	Jumpy leaps	Continue the leaps but add in a loud piano after 2 leaps	long sustained notes with wash @ end, gradual strength for short amounts of time

Symbol				
Explains	pen banging in between bars in table to add suspense. Thicker for a louder sound.	Paper ripping to represent crackling branches.	Footsteps to show you are running away from something.	All sounds fade out and a drum is crashing to show you have been caught.